

**SACRAMENTAL PARTICIPATION IS RAPIDLY DECLINING**



Weekly Mass attendance is below 30% nationwide.

Catholic Marriages have declined 55% in the last 25 years.



**US CATHOLIC CHURCH**

- Catholic marriages are down 55% since 1990
- Baptisms went from 986,000 to 694,000 (-30%)
  - 1 in 5 children baptized do not receive 1<sup>st</sup> communion
  - 2 in 5 children baptized are not confirmed
- 85% of children confirmed stop practicing their faith by age 21
- Millennials are less religious than preceding generations

**ARCHDIOCESE OF CHICAGO**

- **27% Decline in Mass attendance:** 150,000+ fewer people attend Mass each Sunday compared to 20 years ago.
- **Significant population shifts:** Areas of Chicago that were once predominantly Catholic with a parish for each ethnic group now have fewer people and fewer Catholics but often the same number of facilities as in the past.
- **Fewer priests to serve our communities:** More than 160 priests will reach retirement age in the next decade with fewer priests being ordained per year (5-6 in each of the past two years) to replace them.
- **An aging infrastructure:** Many parishes are **significantly under-investing** in building repairs, leading to challenges with building upkeep that take time and resources away from ministry.
- **Insufficient resources to invest in ministry:** Over 40% of parishes in the archdiocese do not have a full time staff member dedicated to ministry except for the priest.

**OUR GROUPING-** St. Hilary Parish and School, St. Matthias Parish and School, Queen of Angels Parish and School, and Transfiguration of Our Lord Parish

*Local Area Demographics – territory covered by our grouping*

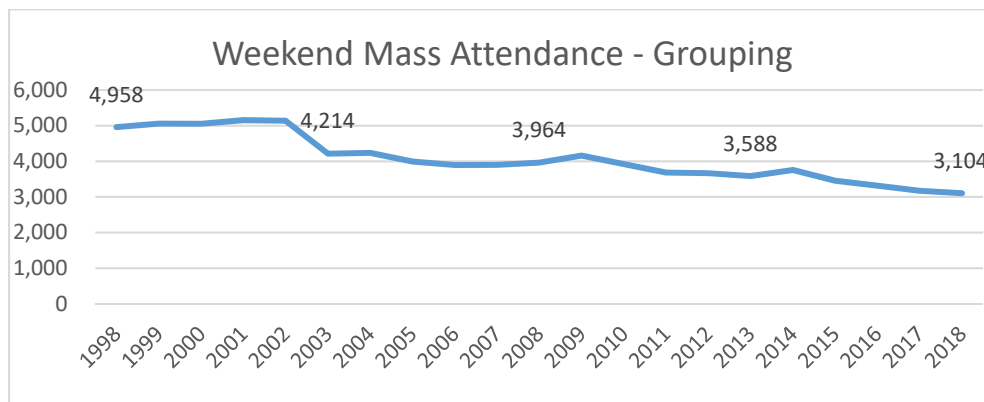
	2000	2010	2019
<b>Population</b>	79,869	74,947	73,306
<b>Ethnicity</b>	70% White	75% White	76% White
<i>(significant changes only)</i>	16% Hispanic	12% Hispanic	11% Hispanic
	9% Asian	8% Asian	8% Asian
<b>Age</b> (%'s rounded so may not add up to exactly 100%)	13% ages 65+	13% ages 65+	15% ages 65+
	22% ages 45-64	24% ages 45-64	26% ages 45-64
	16% ages 35-44	16% ages 35-44	16% ages 35-44
	19% ages 25-34	20% ages 25-34	16% ages 25-34
	12% ages 15-24	11% ages 15-24	9% ages 15-24
	18% Under 14	17% Under 14	18% Under 14

**Local Demographics:**

- Approx 8% total population decline since 2000
- Across the grouping, 15% of households speak Spanish at home and 12% of households speak Tagalog or another Asian language at home

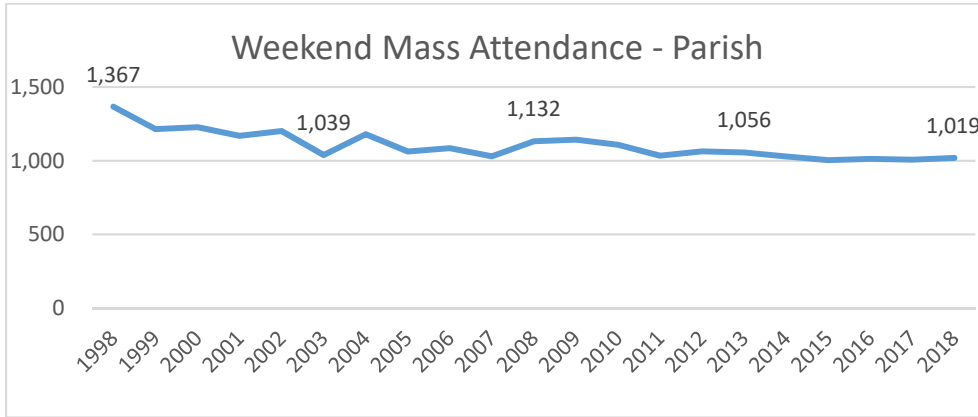
**Grouping Mass attendance:**

- 37% decline over 20 years
- 25% of total Mass attendance is at Spanish Masses
- In October 2018, an average Mass in the grouping was 26% full.
- Only 2 of 19 weekend Masses was more than 50% full on average.





**QUEEN OF ANGELS PARISH**



**Parish Mass attendance:**

- Weekend Mass attendance has been steady since 2003, after a decline from 1998 to 2003.
- 24% of total Mass attendance is at the 12:30pm Spanish mass
- In October 2018, Masses ranged from average 14% full (8am) to 52% full (9:30am)

*Sacraments and Funerals July 1, 2017 to June 30, 2018*

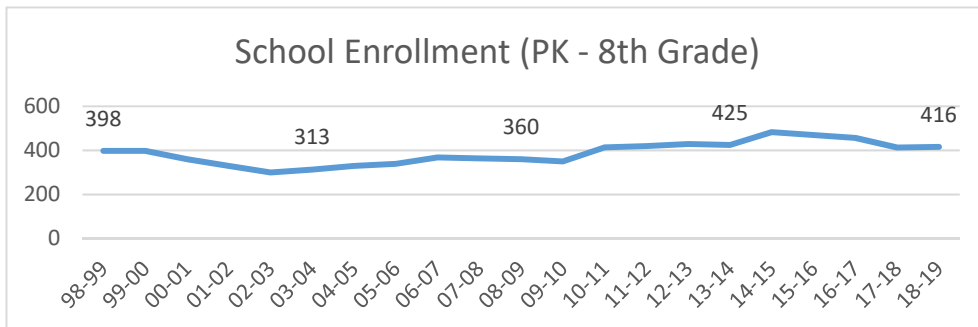
	Parish	Median in diocese (2017-18)	Highest 25% in diocese (2017-18)
<b>Infant Baptisms</b>	174	45	68
<b>First Communions (Youth)</b>	104	46	61
<b>Confirmations (Youth)</b>	56	39	51
<b>Weddings</b>	16	8	14
<b>Funerals</b>	26	26	34

- 244 children in Religious Education PreK through 8<sup>th</sup> grade in 2017-18

*Financial and facility information*

- Parish reported \$494,621 of regular collections and \$660,191 of operating revenue in Fiscal Year 18.
- Parish had \$661,325 on deposit with the archdiocesan bank as of June 30, 2019 and no debt.
- A facilities assessment conducted in Fall 2018 identified ~\$1.4 million of potential needs across the campus for the next seven years. Approximately \$450,000 for the church, \$600,000 for the school, and \$225,000 for the Parish Center and Gym.

**QUEEN OF ANGELS SCHOOL**



<b>School enrollment</b>	
Grade	18-19
PreK3	93
PreK4	17
K	36
1 <sup>st</sup>	33
2 <sup>nd</sup>	37
3 <sup>rd</sup>	33
4 <sup>th</sup>	41
5 <sup>th</sup>	25
6 <sup>th</sup>	40
7 <sup>th</sup>	27
8 <sup>th</sup>	34

**Student Demographics (2018-19)**

- 81% of students identify as white, non-Hispanic, and 13% of students identify as Hispanic
- 88% of students identify as Catholic